


12 PP25
10 PP 10-11-23-24
Support D at 10-11
Support E at 23-24-25

TRANSVERSE STAYS

LOCATION OF SUPPORTS AND CROSS CLAMPS FOR LONGITUDINAL STAYS



CROSS CLAMP 1 AT PP25
For longitudinal stays - 8 Regd.

CROSS CLAMP 10 AT PP 10-11-23 and 24
For transverse stays - 8 Regd.

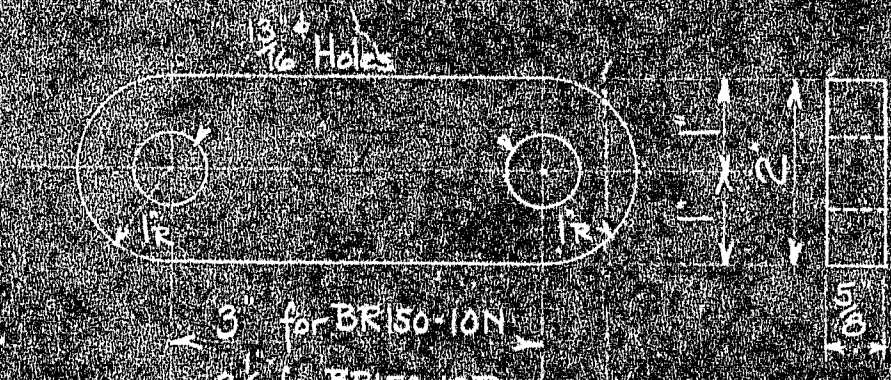
CROSS CLAMPS 2 to 5
For longitudinal stays

- 2 - Angle A - 122° - 8 Regd.
- 3 - Angle A - 102° - 48 Regd.
- 4 - Angle A - 92° - 48 Regd.
- 5 - Angle A - 82° - 16 Regd.


CROSS CLAMPS 6 to 9
For longitudinal stays and all 1/2 stays

- 6 - Angle A - 122° - 8 Regd.
- 7 - Angle A - 102° - 16 Regd.
- 8 - Angle A - 102° - 8 Regd.
- 9 - Angle A - 92° - 8 Regd.

ITEM	QTY	UNIT	DESCRIPTION	REMARKS
BR150-10X	24		Casting - Galv	Opp. hand to 10D
BR150-10Y	4			Opp. hand to 10E
BR150-10Z	16		2-10 Socket Hd. Cap Screw - 6 1/4" - Galv	Opp. hand to 10A
BR150-10aa	16		2-10 Socket Hd. Cap Screw - 6 1/4" - Galv	
BR150-10ab	16		2-10 Socket Hd. Cap Screw - 5 1/4" - Galv	
BR150-10ac	282		2-10 Socket Hd. Cap Screw - 5 1/4" - Galv	
BR150-10ad	410		Elastic Stop Nut - 42 U120	
BR150-10W	8		Casting - Galv	
BR150-10V	4	Steel	Bent Plate - Galv	
BR150-10U	32	Steel	Plate - Galv	
BR150-10S	112	Steel	Plate - Galv	
BR150-10R	112	Steel	Plate - Galv	
BR150-10Q	32	Steel	Plate - Galv	
BR150-10P	32	Steel	Plate - Galv	
BR150-10O	4		Casting - Galv	Opp. hand to 10L
BR150-10I	4			As shown
BR150-10K	4			Opp. hand to 10J
BR150-10T	4			As shown
BR150-10N	4			Opp. hand to 10G
BR150-10G	8			As shown
BR150-10F	4			Opp. hand to 10E
BR150-10E	4			As shown
BR150-10D	16			
BR150-10C	48			
BR150-10B	24			
BR150-10A	16		Casting - Galv	



PLATES BR150-10N TO 10T



BR150-10U BENT PLATE

Make from soft annealed flat 1/4" x 2 1/2"

- BR150-10A - CASTING - ANGLE A - 122° AS SHOWN - BR150-10X - OPP. HAND
- BR150-10B - CASTING - ANGLE A - 102° AS SHOWN - BR150-10Y - OPP. HAND
- BR150-10C - CASTING - ANGLE A - 92°
- BR150-10D - CASTING - ANGLE A - 82° AS SHOWN - BR150-10Z - OPP. HAND
- BR150-10W - CASTING - ANGLE A - 134°

- BR150-10E - CASTING - AS SHOWN - ANGLE A - 122°
- BR150-10F - CASTING - OPP. HAND - ANGLE A - 102°
- BR150-10G - CASTING - AS SHOWN - ANGLE A - 102°
- BR150-10H - CASTING - OPP. HAND - ANGLE A - 102°
- BR150-10J - CASTING - AS SHOWN - ANGLE A - 102°
- BR150-10K - CASTING - OPP. HAND - ANGLE A - 102°
- BR150-10L - CASTING - AS SHOWN - ANGLE A - 92°
- BR150-10M - CASTING - OPP. HAND - ANGLE A - 92°

ITEM	QTY	UNIT	DESCRIPTION	REMARKS
BR150-3			Stay Supports	
BR150-4			Longitudinal Stay Details	
BR150-5			Transverse Stay Details	
DWG. NO.			TITLE	
			REFERENCE DRAWINGS	

MARK REQ'D		MAT'L REQ. NO.		NAME		REMARKS	
BILL OF MATERIAL							
JOHN A. ROEBLING'S SONS CO. TRENTON, N. J.							
DEER ISLE BRIDGE REINFORCEMENT							
ASSEMBLY, LOCATION AND DETAILS OF CROSS CLAMPS							
APPROVED		DATE		SCALE 3/4" = 1'-0"		SERIAL	
ROBINSON AND STEINMAN		MARCH 16, 1944		DR 10-10-44		SHEET	
CH. DR.		TITLE		BR 150		10	
ENG'R		REFERENCE DRAWINGS					

